



jessica_sparago

jessica_sparago



EDUCATION

2003- present
Quinnipiac University Hamden, CT
Interactive Digital Design Major
Screenwriting Minor
Dean's List 2003-2007

WORK EXPERIENCE

Self-employed videographer and video editor. Produced wedding, anniversary, birthday and graduation video compilations with custom graphics and musical themes.

Nov. 2006	Wedding Video
Oct. 2005	Wedding Video

Designed various invitations, posters, logos, photo greeting cards, and labels using Adobe Photoshop, Illustrator, and InDesign.

Feb. 2007	Typography on Wedding Invitations
Jan. 2006	Loading Graphic for Computershare

Web design using Dreamweaver.

Nov. 2006	Art Portfolio Site: http://ellen.sparago.com
-----------	-------------------------------------------------------------------------------------

SKILLS

Microsoft Office, Photoshop, ImageReady, Illustrator, After Effects, InDesign, Dreamweaver, Maya, Garageband, Flash, Final Cut Pro HD, Premiere.

Proficient in both a Mac and a PC environment.

REFERENCES

Available upon request

INTERESTS AND ACTIVITIES

July 1997 - September 2003 Played guitar in an all girl rock band.

Played at events such as Relay for Life, Oakdale Theater Patio and Cheshire and Hamden Fall Festivals, as well as private parties and fund raisers.

Recorded 5 songs at various recording studios.

TV Chart

Programs Used

InDesign

The Objective

The goal was to design an informative TV chart layout using groups, space, columns, and spot color in order to organize information typographically.

The Process

For this TV chart, I started with sketches of various layouts and then moved to making comps until I found the most effective design. I used different concepts in organizing the information so that it can be read easily. I also used two style sheets with the body text. One was for the show titles and the other for the subtitles.

<i>central</i>	<i>eastern</i>	
3 pm	4 pm	CHILDHOOD <i>the early years</i>
4 pm	5 pm	INSPIRATION <i>where the ideas came from</i>
5 pm	6 pm	MENTORS <i>from who they learned</i>
6 pm	7 pm	EARLY WORK <i>the formative years</i>
7 pm	8 pm	MATURE WORK <i>their contribution to art history</i>

Major Works

Sponsored By
Austin Museum of Art
The Modern Masters Series
www.amoa.org

Friday, July 15, 2007

7" x 9"

<i>central</i>	<i>eastern</i>	
3 pm	4 pm	CHILDHOOD <i>the early years</i>
4 pm	5 pm	INSPIRATION <i>where the ideas came from</i>
5 pm	6 pm	MENTORS <i>from who they learned</i>
6 pm	7 pm	EARLY WORK <i>the formative years</i>
7 pm	8 pm	MATURE WORK <i>their contribution to art history</i>

Major Works

Sponsored By
Austin Museum of Art
The Modern Masters Series
www.amoa.org

Friday, July 15, 2007



2007

October Calendar of Events

Living Well

Charlotte Hungerford Hospital Health Seminars

Charlotte Hungerford Hospital Health Exchange
Information, Education and Ideas for Living Well

Health Seminar Brochure

Programs Used

InDesign, Photoshop

The Objective

One assignment for my Advanced Typography class was to create an eight page brochure which will inform its readers about a series of health seminars that are being offered by the Hungerford Hospital.

The Process

I started with three comps, none of which I was really dedicated to. So, I decided to take the parts I liked from each to create the final design. I found an image with a calming blue which I coordinated the limited color scheme. The detailed information inside was arranged accordingly using typographic hierarchy and grids. Also, master pages and style sheets were used for the pages with the seminar information.

5 pages, 8" x 6"

October Events

Healthy Season's Eatings

Holiday Cooking Demonstrations

Holiday eating can be festive as well as healthy. As part of a series of "Holiday Cooking Demonstrations," Registered Dietitian, Dalia Dvoretzky, along with local caterers, will cook up delicious apple recipes for the holidays such as:

Date: Thursday, October 23

Time: 7 - 9 pm

Place: Wisdom House, Litchfield

- tangy apple cider
- mouth-watering apple strudel
- and luscious apple stuffing

Presenters:

Dalia Dvoretzky, RD

October Events

Putting Out the Fire of Heartburn

Heartburn, Acid Reflux and Esophagitis

Over 60 million Americans report a problem at least once a month with heartburn. In this seminar on "Heartburn, Acid Reflux and Esophagitis," medical and nutritional experts will discuss:

Date: Tuesday, October 28


Time: 7 - 9 pm

Place: Yankee Pedlar Inn, Torrington

- the role of chocolate, peppermint, caffeine, alcohol, aspirin and tobacco on acid reflux.
- how lifestyle modifications can control acid reflux.
- how a physician can help manage GERD (Gastric Esophageal Reflux Disease) with proper tests and medication

Presenters:

Leslie Goldman, MD
Dalia Dvoretzky, RD



Farmstead Telephone
 1-888-9-PHONES
 (1-888-974-6637)
 81 Church Street,
 East Hartford, CT 06108
 www.farmstead.com

UP TRADE

**Give us your old phone system,
then take us for all we've got.**

- Take a generous trade-in allowance toward a new AT&T Small Business Phone System.
- Take a half year to start paying, with lease options available.
- Take advantage of free phone system analysis.

4.75" x 6.75"

3.25" x 8.5"



**Give us your old phone system,
then take us for all we've got.**


- Take a generous trade-in allowance toward a new AT&T Small Business Phone System.
- Take a half year to start paying, with lease options available.
- Take advantage of free phone system analysis.

Farmstead Telephone

UP TRADE

1-888-9-PHONES (1-888-974-6637)
 81 Church Street, East Hartford, CT 06108
 www.farmstead.com

**Give us your old phone system,
then take us for all we've got.**



UP TRADE

- Take a generous trade-in allowance toward a new AT&T Small Business Phone System.
- Take a half year to start paying, with lease options available.
- Take advantage of free phone system analysis.

Farmstead Telephone
 1-888-9-PHONES (1-888-974-6637) 81 Church Street, East Hartford, CT 06108 www.farmstead.com

7.25" x 7.5"

Ad Series

Programs Used

InDesign, Photoshop

The Objective

This ad series, designed for my Advanced Typography class, had to be three specific proportions, greyscale, and needed to be visually similar.

The Process

Here I created a series of three ad layouts which included a headline and image, subhead, body text, logo, and contact. Each ad had to be a set of specific proportions, but at the same time, they had to be similar in visual elements. The use of visual and graphic repetition can link the three pieces to one another.



Wedding Invitations

Programs Used

InDesign

The Objective

These handmade wedding invitations, response cards, and reception cards needed a subtle visual hierarchy of information through typography, while still looking elegant.

The Process

I started the design process with a visually effective layout. The typography was then carefully designed to organize and emphasize the important information while still maintaining a hand-written feel to it to match the rest of the design.

WASSILY KANDINSKY

Major Works

Austin Museum of Art: *The Modern Masters Series*




Kandinsky

Born in Moscow in 1866, Wassily Kandinsky spent his early childhood in Odessa. His parents played the piano and the zither and Kandinsky himself learned the piano and cello at an early age.

The influence of music in his paintings cannot be overstated, down to the names of his paintings "Improvisations," "Impressions," and "Compositions." In 1895 Kandinsky attended a French Impressionist exhibition where he saw Monet's "Haystacks at Giverny." He stated, "...it was from the catalog I learned this was a haystack. I was upset I had not recognized it. I also thought the painter had no right to paint in such an imprecise fashion. Dimly

I was aware too that the object did not appear in the picture..." Ironically, Kandinsky's work moved in a direction that



Composition VII, 1923

was of much greater abstraction than that which was pioneered by the Impressionists. It was not long

before his talent surpassed the constraints of art school and he began exploring his own ideas of painting - "...I applied streaks and blobs of colors onto the canvas with a palette knife and I made them sing with all the intensity I could..."

Now considered to be the founder of abstract art, his work was exhibited throughout Europe from 1903 onwards, and often caused controversy among the public, the art critics, and his contemporaries. An active participant in several of the most influential and controversial art movements of the 20th century.

Kandinsky continued to further express and define his form of art, both on canvas and in his theoretical writings. His unrelenting quest for new forms which carried him to the very extremes of geometric abstraction have provided us with an unparalleled collection of abstract art.

Color is the keyboard, the eyes are the harmonies, the soul is the piano with many strings.

- Wassily Kandinsky

BY JAMIE SMITH

Art Magazine Layout

Programs Used

InDesign, Photoshop

The Objective

The assignment was to create a magazine spread about an artist. Some requirements that needed to be met included a picture of the artist, a piece of their artwork, and a short explanation about the artist and their art (provided by an internet source).

The Process

I started with sketches of how I wanted the layout to look and then moved on to comps until I found one I thought worked well. I chose a playful piece of Kandinsky's work and pulled a similar green from it for the background. This helped to visually connect the content with the layout.

Color is the keyboard, the eyes are the harmonies, the soul is the piano with many strings.

Born in Moscow in 1866, Wassily Kandinsky spent his early childhood in Odessa. His parents played the piano and the zither and Kandinsky himself learned the piano and cello at an early age.

The influence of music in his paintings cannot be overstated, down to the names of his paintings "Improvisations," "Impressions," and "Compositions." In 1895 Kandinsky attended a French Impressionist exhibition where he saw Monet's "Haystacks at Giverny." He stated, "...it was from the catalog I learned this was a haystack. I was upset I had not recognized it. I also thought the painter had no right to paint in such an imprecise fashion. Dimly

the object did not appear in the picture..." Ironically, Kandinsky's work moved in a direction that was of much greater abstraction than that which was pioneered by the Impressionists. It was not long before his talent surpassed the constraints of art school and he began exploring his own ideas of painting - "...I applied streaks and blobs of colors onto the canvas with a palette knife and I made them sing with all the intensity I could..."

Now considered to be the founder of abstract art, his work was exhibited throughout Europe from 1903 onwards, and often caused controversy among the public, the art critics, and his contemporaries. An active participant in several of the most influential and controversial art movements of the 20th century.

Kandinsky continued to further express and define his form of art, both on canvas and in his theoretical writings. His unrelenting quest for new forms which carried him to the very extremes of geometric abstraction have provided us with an unparalleled collection of abstract art.

Austin Museum of Art
The Modern Masters Series

MAJOR WORKS

WASSILY KANDINSKY

BY JAMIE SMITH

12 ModArt Magazine April

Connecticut Campus Compact Site Design

Programs Used

Dreamweaver, Photoshop, ImageReady

The Objective

The assignment was to create a website design for the Connecticut branch of the Campus Compact organization.

The Process

After listening to a representative from Connecticut's Campus Compact and taking notes of what he was looking for, I started sketching layouts for the website. I then made a couple of mock-ups in Photoshop. One requirement was the strict design rules for the Campus Compact logo. Another requirement, that was mentioned, was the similar structure between the site and the national branch's site. This included a matching color scheme.



Atlantic Freedom Tour Site Design



Programs Used

Dreamweaver, Photoshop, Imageready

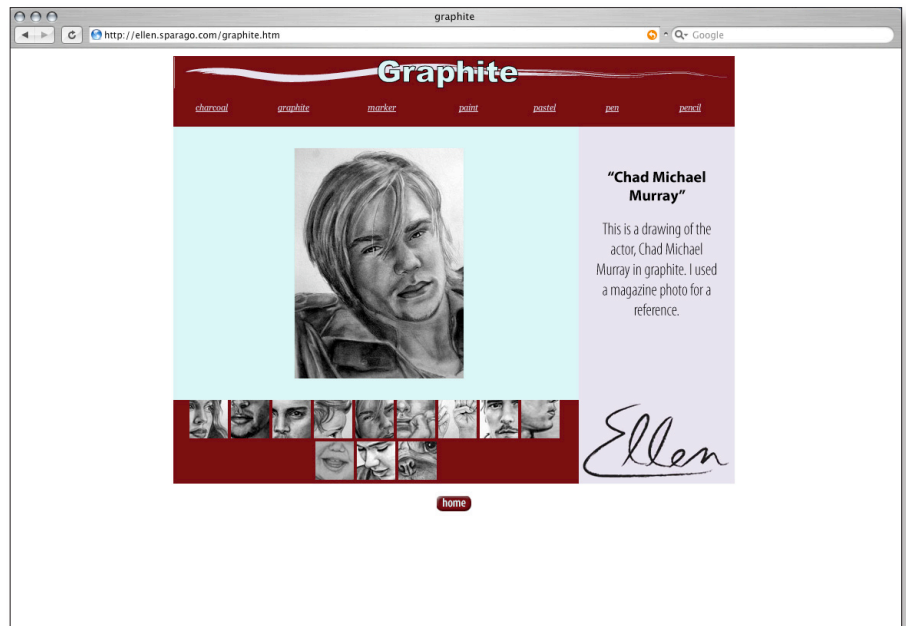
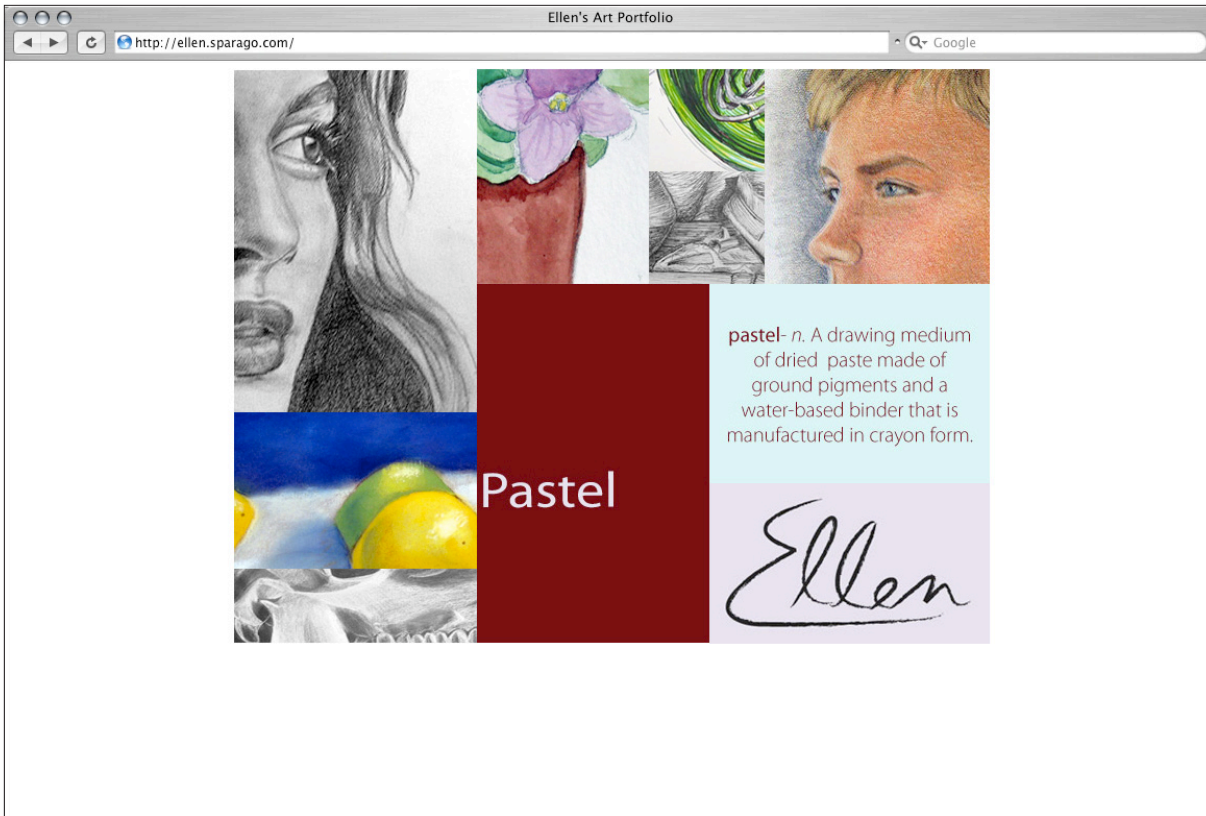
The Objective

The Amistad America Organization was looking for a website dedicated to the Atlantic Freedom Tour which is designed for an audience of students around the country.

The Process

Using the information and requests by the Amistad spokesperson, I came up with a navigation that included all the highlights. From there I worked on a layout with a color scheme that mimicks the brown boat and the blue ocean. It was also very important that the site be highly interactive and able to send communication between the boat and the audience.





Ellen's Art Portfolio

Programs Used

Dreamweaver, Photoshop, ImageReady

The Objective

I was asked to design a website which displays the work of an artist.

The Process

I began sketching many different designs until I arrived at the most effective index page layout. Because she had a wide variety of mediums, I needed to find a visually effective way to display them for navigation. I came up with a composition with pieces which used each type of medium. The other challenge was to showcase her artwork without having to wait a long time for pictures to load. I solved this by creating a gallery of thumbnails that when the mouse hovers over it, the picture comes up along with the title and description. I made it very similar to the index page to create visual and functional unity.